

# Splicecom maximiser

Free your Network

## PCS 560 & 570 IP Phones



[www.splicecom.com](http://www.splicecom.com)

## Defining the Next-Generation Desktop

Designed to complement other market leading and stylish, high-end IT equipment on your desktop, SpliceCom's PCS 560 & PCS 570 IP Phones combine looks, intelligence and desirability in equal measure. The world's thinnest desktop IP phones provide easy access to the benefits delivered by **maximiser**, SpliceCom's range of innovative and award-winning Unified Communications platforms.

### Design

Ultra sleek in styling, SpliceCom's PCS 560 & PCS 570 IP Phones have been designed to look great from any angle – including the back. Utilising a totally sealed enclosure with not a screw in sight, SpliceCom have focussed on delivering the same ease-of-use associated with mobile phones to business telephony users. A large, full colour graphics display, nine or eighteen, intuitive, multi-functional, context sensitive keys and bold, instantly recognisable icons combine to deliver the ultimate user experience. Because the dedicated buttons and controls of other phones can't be changed, in the case of the PCS 560 & PCS 570 less definitely means more – more clarity, more to see, more functionality all adds up to more time to do other things.



The wide range of productivity enhancing applications and services available through the PCS 560 & PCS 570 includes;

- Favourites (Key & Lamp)
- Mobility Control
- Unified Directories
- Personal Call History Logs
- Message Retrieval & Playback
- Call Recording
- Personal Settings

All are accessed via nine or eighteen, intuitive, multi-functional, context sensitive keys grouped around the large full colour graphics display of the PCS 560 & PCS 570.

## Favourites (Key & Lamp)

Designed to streamline the everyday tasks associated with making and receiving telephone calls, SpliceCom's multi-functional Favourites icons deliver Virtual Key System functionality. Each individual Favourites entry delivers ALL of the following features;

- Presence /User Availability (BLF)
- Internal & External Speed Dials (DSS)
- Line Appearance
- Ringing Status
- Call Pick-Up
- No. of Calls Queued

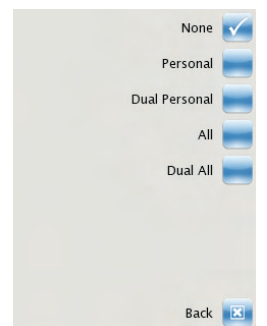


Favourites allow you to clearly identify calls ringing for Departments and Colleagues and pick them up. Should another call be presented, picking it up causes the first call to be automatically parked. Want to return to the original call? You can toggle between the two by selecting the parked call. Clicking on a particular Favourite icon when it's in a normal state - signifying that your colleague is available to take your call - causes a call to be automatically generated. And Favourites aren't just for Groups or individuals, you can set them up for other telephony tasks like paging, door entry release, panic alarms, etc. You can also choose to have your Favourites as the default screen on the large PCS 560 or PCS 570 graphics display when you're not engaged on calls.

PCS 570 allows you to view eighteen Favourites entries at once, whilst nine can be viewed simultaneously on the PCS 560. However, unlike traditional Key Systems – or even other IP Phones - you're not limited by physical buttons to the overall number of Departments or colleagues that can be displayed. With PCS 560 & PCS 570 there's actually no limit – just scroll up or down the pages of Favourite entries.

## Mobility Control

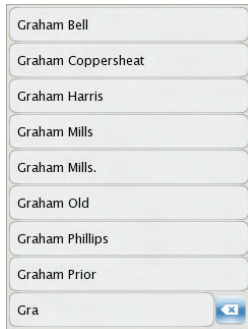
SpliceCom's Extension Anywhere feature set allows users of the **maximiser** Unified Communications system to access extended telephony facilities wherever they may be; in the office, working from home or on the road. PCS 560 & PCS 570 allows those who are predominantly office based to control where and how they take calls. Hot Desk Login/Out, Diverts. Whereabouts and Personal Telephone Numbers are all accessed and controlled directly via the PCS 560 or PCS 570's display.



## Unified Directories

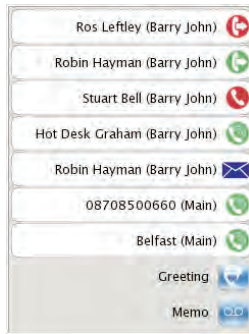
There are three separate system directories hosted by **maximiser**; Contacts, Users & Departments. These are unified into one for viewing and searching via the PCS 560 and PCS 570 graphics display and the alpha-numeric key pad. Most business telephone systems treat the telephone as its most important component. **maximiser** is different, its been built with the way people work in mind and in today's business most employees can be contacted

on multiple numbers; DDI, mobile, home, etc. With Extension Anywhere, this is automatically managed for you and your colleagues, who are directly connected to **maximiser** – calls to your DDI number will find you wherever you are; on your desktop phone, mobile or at home. For “external” contacts who won’t have this luxury, **maximiser** allows up to five telephone numbers to be stored against directory entry, so searching for the right number and then making a call, using PCS 560 & PCS 570, has never been simpler.



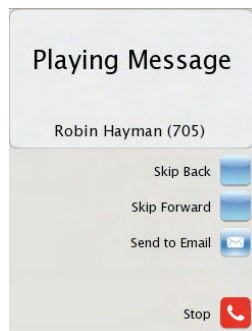
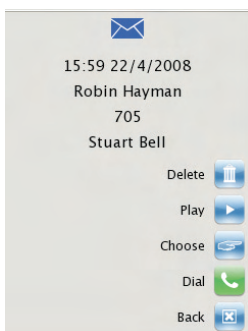
### Personal Call History Logs

PCS 560 & PCS 570 gives you a comprehensive and complete history of your telephony activities. Inbound and outbound calls, completed or un-answered, new and previously read voicemails and SMS messages; all are displayed on a single page where they can be clearly identified by the use of easy-to-identify icons. Missed a call from an important customer and want to get back to them? Just press the key alongside the Missed Call entry icon.



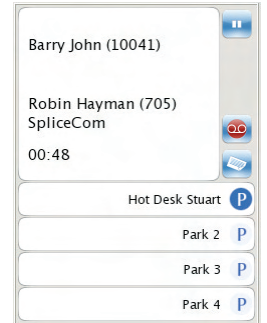
### Message Retrieval & Playback

The large, clear, full colour graphics display of the PCS 560 & PCS 570 also helps with the retrieval and playback of voicemail messages. You can clearly see the number and name (if its known by **maximiser**) of the person who’s left you a voicemail. Choosing to playback the voicemail causes the context sensitive icons to change, allowing you to skip forwards or backwards – or to send the voicemail message as an email attachment. If you want to call the person who left the voicemail back, you have instant access to all their associated telephone numbers – DDI, mobile, home, etc. – not just the number they called you on. In fact the maximiser, PCS 560 & PCS 570 combination is so flexible that you can choose to call someone and then initiate voicemail playback over the phone whilst you’re still talking to them.



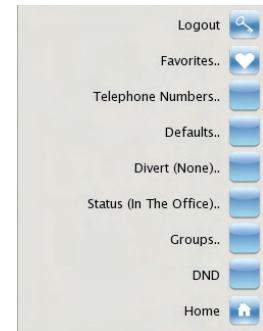
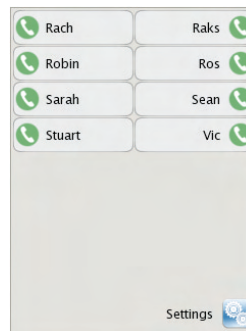
### Call Recording

**maximiser** provides integral Call Recording facilities. In addition to automatic recording of calls to specific Groups and/or individuals, there is also the ability to manually instigate personal call recording via the PCS 560 & PCS 570’s display. Any call recording made in this way can then be either deposited in the User’s Personal Call History Log, or alternatively routed to a centralised Call Recording file. Call Recording has never been more cost-effective to implement, or simple to use.



### Personal Settings

In addition to providing full Mobility control, Personal Settings, allows you to work effectively and efficiently through the ability to customise your PCS 560 or PCS 570 to meet your exact needs. Logging in and out of multiple groups, enabling & disabling Do Not Disturb and adding telephone numbers to your exception list,



setting up your personal Favourites and phone numbers, controlling your Extension Anywhere diverts and Out of the Office greetings; all are controlled through Personal Settings. You can also choose the format of your default screen; SpliceCom’s cool wave home page, Favourites, Contacts, Personal Call History or Caller Display.

### PCS 560 & PCS 570, The Perfect IP Phone For...

.....just about everyone and for every role. General everyday business telephony, Call Centre Agent, Administrator, Manager, Operator, Hot Desk phone and Homeworking, SpliceCom’s PCS 560 & PCS 570 prove the ideal phones for just about every one and every task.



